











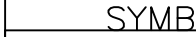


IRRIGATION HEAD LEGEND												
SYMBOL QUANTITY	SYMBOL	DESCRIPTION							DETAIL DESIGN	PSI	DESIGN GPM PER FOOT	SYMBOL
116		EACH SYMBOL DENOTES TWO (2) RAIN BIRD 1804-SAM-1401 FLOOD BUBBLERS							Q	30	0.50	
6		RAIN BIRD 1806-SAM-PRS-30 W/ HUNTER MPCORNER NOZZLE ADJ ARC 0-90							R	30	VAR	
73		RAIN BIRD 1806-SAM-PRS-30 W/ HUNTER MP1000 NOZZLE MAROON ADJ ARC 90-210							R	30	VAR	
73		RAIN BIRD 1806-SAM-PRS-30 W/ HUNTER MP1000 NOZZLE LIGHT BLUE ADJ ARC 210-270							R	30	VAR	
1		RAIN BIRD 1806-SAM-PRS-30 W/ HUNTER MP1000 NOZZLE OLIVE ADJ ARC 360							R	30	0.65	
45		RAIN BIRD 1806-SAM-PRS-30 W/ HUNTER MP2000 NOZZLE BLACK ADJ ARC 90-210							R	30	VAR	
1		RAIN BIRD 1806-SAM-PRS-30 W/ HUNTER MP2000 NOZZLE GREEN ADJ ARC 210-270							R	30	VAR	
1		RAIN BIRD 1806-SAM-PRS-30 W/ HUNTER MP2000 NOZZLE RED ARC 360							R	30	1.27	
11		RAIN BIRD 1806-SAM-PRS-30 W/ HUNTER MP3000 NOZZLE BLUE ADJ ARC 90-210							R	30	VAR	
1		RAIN BIRD 1806-SAM-PRS-30 W/ HUNTER MP3000 NOZZLE YELLOW ADJ ARC 210-270							R	30	VAR	
15		RAIN BIRD 1806-SAM-PRS-30 W/ HUNTER MP3000 NOZZLE GRAY ARC 360							R	30	3.15	
2		RAIN BIRD 1806-SAM-PRS-30 W/ HUNTER MP3500 NOZZLE LT. BROWN ADJ ARC 90-210							R	30	VAR	
7		RAIN BIRD 1806-SAM-PRS-30 W/ HUNTER MPCORNER NOZZLE RST							R	30	VAR	
5		RAIN BIRD 1806-SAM-PRS-30 W/ HUNTER MPCORNER NOZZLE LST							R	30	VAR	
4		RAIN BIRD 1806-SAM-PRS-30 W/ HUNTER MPCORNER NOZZLE SST							R	30	VAR	
49		RAIN BIRD 1806-SAM-PRS-30 W/ HUNTER MP800SR NOZZLE										

SYMBOL	MANUFACTURER/MODEL/DESCRIPTION	QTY		PSI		DETAIL
	AREA TO RECEIVE DRIPLINE NETAFIM TLHCVXR-CS-077-12 TECHLINE HCVXR-CS PRESSURE COMPENSATING LANDSCAPE DRIPLINE WITH COPPER STRIPE, CHECK VALVE AND ANTI-SIPHON FEATURE. 0.77 GPH EMITTERS AT 12" O.C. DRIPLINE LATERALS SPACED AT 12" APART, WITH EMITTERS OFFSET FOR TRIANGULAR PATTERN. 17MM.	8,144	LF	30		M,N

IRRIGATION LEGEND			PZ24-12000 DET 08.20.2024
QTY	SYM	DESCRIPTION	
		STATION NUMBER	
		GALLONS PER MINUTE-CATALOG FLOW	
		VALVE SIZE	
1		LINE SIZE BY 2" TAP, MAXIMUM 10' OF 2" POLYETHYLENE SERVICE LINE AND A PROPOSED 1" POTABLE WATER METER (ALL BY OTHERS)	A
1		1" FEBCO 765 PRESSURE VACUUM BREAKER BACKFLOW ASSEMBLY	A
8		RAIN BIRD PEB SERIES REMOTE CONTROL VALVE (SIZED PER PLAN) WITH A NIBCO T-113 GATE VALVE IN A CARSON 1220 JUMBO VALVE BOX WITH BOLT DOWN LID	B
3		RAIN BIRD PEB SERIES REMOTE CONTROL VALVE WITH A SENNINGER PRESSURE REGULATOR (BASED ON FLOW**), NIBCO T-113 GATE VALVE AND NETAFIM MANUAL DISC FILTER MODEL DF100-140, EACH IN A SEPARATE CARSON 1220 JUMBO VALVE BOX WITH BOLT DOWN LID	B1 B2
1		RAIN BIRD ESP-LXME WALL MOUNT 12 STATION CONTROLLER, GROUNDING GRID AND BASELINE WATERTEC S100 SOIL MOISTURE SENSOR INTERFACE MOUNTED ADJACENT TO CONTROLLER	C1
1		EAVE MOUNTED HUNTER RAIN FREEZE CLIK SENSOR MODEL RFC, WIRE TO BE CONNECTED TO CONTROLLER VIA 1" CONDUIT	C2
1		BASELINE WATERTEC S100 SOIL MOISTURE SENSOR bISENSOR INSTALLED ON SITE PER MANUFACTURER'S RECOMMENDATIONS. COMMUNICATION WIRE TO BE CONNECTED TO SMS INTERFACE AT CONTROLLER VIA 1" CONDUIT	C3
3		NIBCO T-113 BRONZE MAINLINE ISOLATION VALVE (LINE SIZE) IN A CARSON 1419 VALVE BOX.	D
		CLASS 200 PVC LATERAL LINE W/ SCH 40 SOLVENT WELD PVC FITTINGS (SIZE PER PLAN, MINIMUM PIPE SIZE SHALL BE 3/4", NO 1/2" PIPES PERMITTED)	L
		SCHEDULE 40 SOLVENT-WELD PVC MAINLINE W/SCH 40 SOLVENT-WELD PVC FITTINGS (SIZE PER PLAN)	L
		SCH 40 GRAY PVC ELECTRICAL CONDUIT, WITH SCH 40 PVC FITTINGS (SIZE PER PLAN)	L
		NETAFIM TLHCVR7-CS-12, PRESSURE COMPENSATING LANDSCAPE DIAPHRAGM WITH COPPER STRIPE, CHECK VALVE, ANTI-SIPHON FEATURE AND 0.77 GPH EMITTERS AT 12" O.C. SPACING. DIAPHRAGM LATERALS SPACED AT 12" APART, WITH EMITTERS OFFSET FOR TRIANGULAR GRID EMITTER PATTERN. DRIP ZONES INSTALLED WITH DRIP OPERATION INDICATORS. REFER TO PLAN DETAILS	M,N
		CLASS 200 PVC HEADER W/SCH 40 SOLVENT-WELD PVC FITTINGS (SIZE PER PLAN)	M,N
		CLASS 200 PVC SLEEVES W/SCH 40 SOLVENT-WELD PVC FITTINGS (SIZE PER PLAN)	O
		NOTE: EVERY MAINLINE SLEEVE/SLEEVE LOCATION SHALL BE ACCOMPANIED BY AN ADDITIONAL 2" SLEEVE FOR IRRIGATION CONTROL WIRES	PZ24-12000 07.02.2024
QUANTITIES GIVEN ARE FOR CONTRACTOR CONVENIENCE ONLY. THE ACCURACY IS NOT GUARANTEED. ALL QUANTITIES SHALL BE VERIFIED.			
*DET (ON THE LEGEND) - THE LETTER IN THIS COLUMN DENOTES THE CORRESPONDING DETAIL SHOWN ON THE DETAIL SHEET.			
** SENNINGER PRESSURE REGULATORS (INLET NPT X OUTLET NPT): PRL30: 0.5-8.0 GPM (3/4"x3/4") PRHF: 10.0-32.0 GPM (1-1/4"x1", 1-1/4") PRU: 20-100 GPM (2"x2")			

